

# The Celluloid Ceiling: Behind-the-Scenes Employment of Women on the Top 250 Films of 2011

by Martha M. Lauzen, Ph.D.

Copyright © 2012 – All rights reserved.

In 2011, women comprised 18% of all directors, executive producers, producers, writers, cinematographers, and editors working on the top 250 domestic grossing films. This represents an increase of 2 percentage points from 2010 and an increase of 1 percentage point from 1998 (see Figure 1).

Women accounted for 5% of directors, a decrease of 2 percentage points from 2010 and approximately half the percentage of women directors working in 1998.

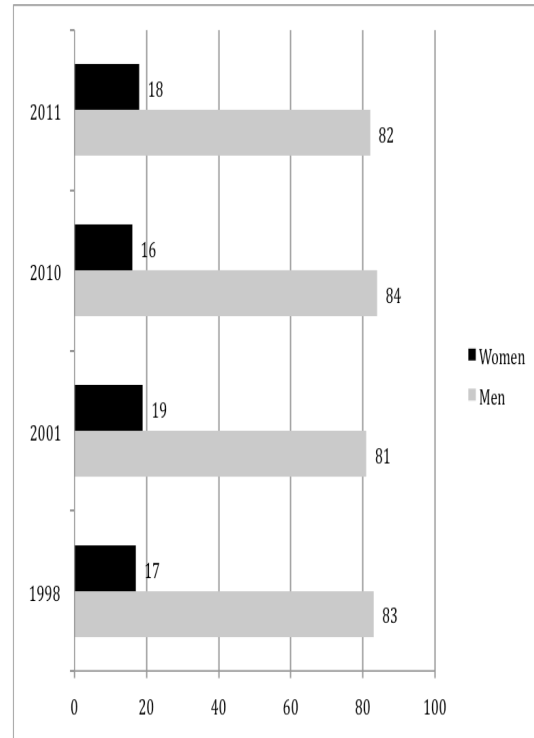
The following summary provides employment figures for 2011 and compares the most recent statistics with those from previous years.

## Findings

□ This study analyzed behind-the-scenes employment of 2,636 individuals working on the top 250 domestic grossing films (foreign films omitted) of 2011.

- 38% of films employed 0 or 1 woman in the roles considered, 23% employed 2 women, 30% employed 3 to 5 women, and 7% employed 6 to 9 women.

Figure 1.  
Historical Comparison of Percentages of  
Women Employed in Key Behind-the-  
Scenes Roles\*

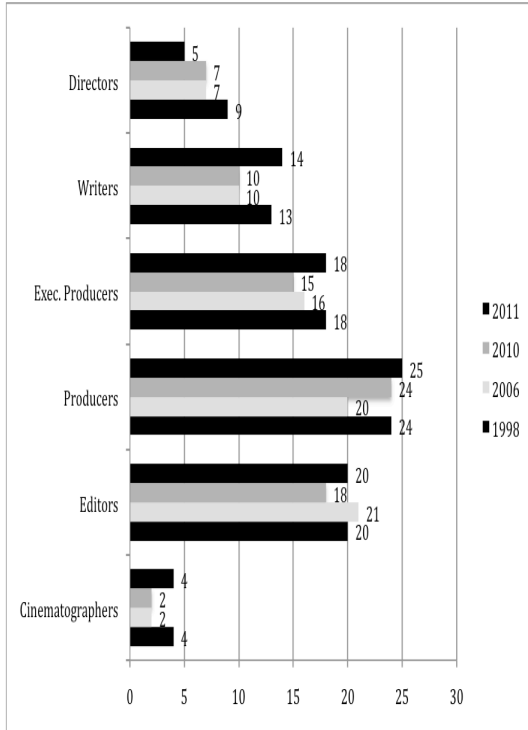


\*includes directors, writers, executive producers, producers, editors, and cinematographers

□ A historical comparison of women's employment on the top 250 films in 2011 and 1998 reveals that the percentage of women directors has declined. The percentages of women writers and producers have increased slightly. The percentages of women executive producers, editors, and cinematographers have remained the same (see Figure 2).

- Women comprised 5% of all directors working on the top 250 films of 2011. Ninety four percent (94%) of the films had no female directors.

*Figure 2.  
Historical Comparison of Percentages of  
Women Employed Behind the Scenes on  
Top 250 Films by Role*

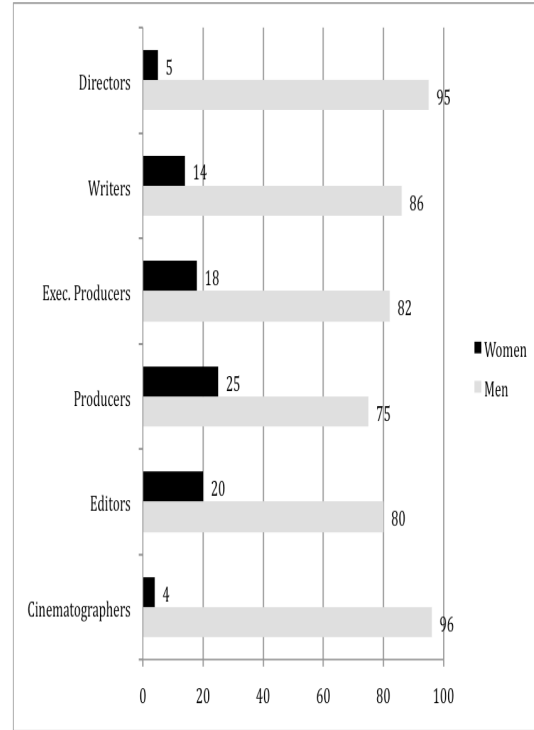


□ Women accounted for 14% of writers working on the top 250 films of 2011. Seventy seven percent (77%) of the films had no female writers.

□ Women comprised 18% of all executive producers working on the top 250 films of 2011. Fifty nine percent (59%) of the films had no female executive producers.

□ Women accounted for 25% of all producers working on the top 250 films of 2011. Thirty six percent (36%) of the films had no female producers.

*Figure 3.  
Comparison of Percentages of Women  
and Men Employed on Top 250 Films of  
2011*



□ Women accounted for 20% of all editors working on the top 250 films of 2011. Seventy six percent (76%) of the films had no female editors.

□ Women comprised 4% of all cinematographers working on the top 250 films of 2011. Ninety six percent (96%) of the films had no female cinematographers.

□ Women were most likely to work in the documentary, drama, and comedy genres. They were least likely to work in the horror, action, and animated genres.

*Report compiled by Dr. Martha M. Lauzen, Executive Director, Center for the Study of Women in Television and Film, School of Theatre, Television and Film, San Diego State University, San Diego, CA, 92182, 619.594.6301*