

# The Celluloid Ceiling: Behind-the-Scenes Employment of Women on the Top 250 Films of 2012

by Martha M. Lauzen, Ph.D.

Copyright © 2013 – All rights reserved.

In 2012, women comprised 18% of all directors, executive producers, producers, writers, cinematographers, and editors working on the top 250 domestic grossing films. This represents no change from 2011 and an increase of 1 percentage point from 1998 (see Figure 1).

Women accounted for 9% of directors, an increase of 4 percentage points from 2011 but even with the percentage of women directors working in 1998.

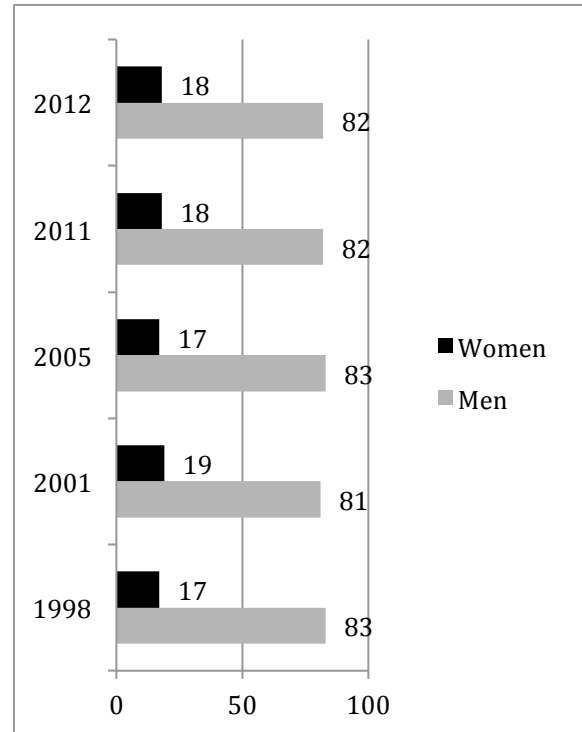
The following summary provides employment figures for 2012 and compares the most recent statistics with those from previous years.

## Findings

□ This study analyzed behind-the-scenes employment of 2,813 individuals working on the top 250 domestic grossing films (foreign films omitted) of 2012.

- 38% of films employed 0 or 1 woman in the roles considered, 23% employed 2 women, 28% employed 3 to 5 women, and 10% employed 6 to 9 women.

Figure 1.  
Historical Comparison of Percentages of  
Women Employed in Key Behind-the-  
Scenes Roles\*

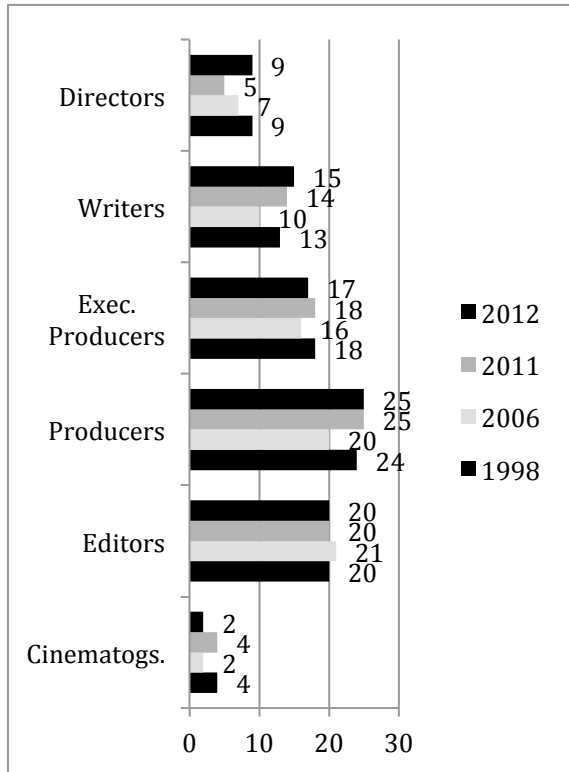


\*includes directors, writers, executive producers, producers, editors, and cinematographers

□ A historical comparison of women's employment on the top 250 films in 2012 and 1998 reveals that the percentages of women directors and editors have not changed. The percentages of women writers and producers have increased slightly. The percentages of women executive producers and cinematographers have declined (see Figure 2).

- Women comprised 9% of all directors working on the top 250 films of 2012. Eighty nine percent (89%) of the films had no female directors.

*Figure 2.  
Historical Comparison of Percentages of  
Women Employed Behind the Scenes on  
Top 250 Films by Role*

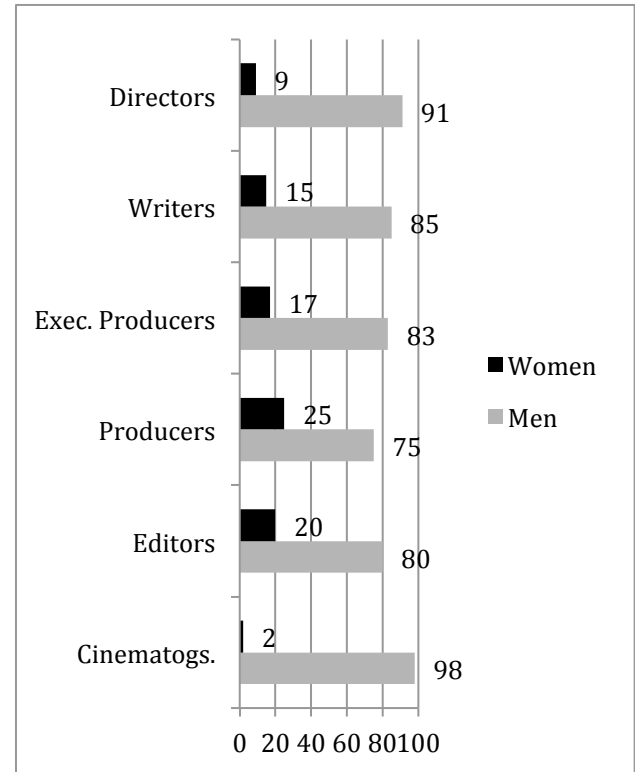


□ Women accounted for 15% of writers working on the top 250 films of 2012. Seventy eight percent (78%) of the films had no female writers.

□ Women comprised 17% of all executive producers working on the top 250 films of 2012. Sixty one percent (61%) of the films had no female executive producers.

□ Women accounted for 25% of all producers working on the top 250 films of 2012. Thirty two percent (32%) of the films had no female producers.

*Figure 3.  
Comparison of Percentages of Women  
and Men Employed on Top 250 Films of  
2012*



□ Women comprised 20% of all editors working on the top 250 films of 2012. Seventy seven percent (77%) of the films had no female editors.

□ Women accounted for 2% of all cinematographers working on the top 250 films of 2012. Ninety eight percent (98%) of the films had no female cinematographers.

□ Women were most likely to work in the documentary, drama, and animated film genres. They were least likely to work in the action, horror and sci-fi genres.

*Report compiled by Dr. Martha M. Lauzen, Executive Director, Center for the Study of Women in Television and Film, School of Theatre, Television and Film, San*

*Diego State University, San Diego, CA, 92182, 619.594.*